

Designer Series Downlight LED Lighting

Part No. : D1 Series

Features

- ▶ **3Watt** Downlight
- ▶ CREE Lighting Class LED Inside
- ▶ Mechanical Lighting with heatsink
- ▶ Mechanical Lighting Viewing angle adjustable
- ▶ Pan: 360°
- ▶ Tilt: 60°
- ▶ Secondary Optics Lens For CREE LED,
Viewing angle : 8°/25°/40°/60°



Dimensions

70mm (D) x 27.5mm (T)



60mm

Order Code Description

Part No.	Color(Typ.)	LED	LM(Typ.)	Secondary Optics Lens
D1-C3WE-08	White(6000K)	3Watt*1	170	With Lens 8°
D1-C3WE-25	White(6000K)	3Watt*1	170	With Lens 25°
D1-C3WE-40	White(6000K)	3Watt*1	170	With Lens 40°
D1-C3WE-60	White(6000K)	3Watt*1	170	With Lens 60°
D1-C3SE-08	Warm White(3000K)	3Watt*1	120	With Lens 8°
D1-C3SE-25	Warm White(3000K)	3Watt*1	120	With Lens 25°
D1-C3SE-40	Warm White(3000K)	3Watt*1	120	With Lens 40°
D1-C3SE-60	Warm White(3000K)	3Watt*1	120	With Lens 60°


* Secondary Optics Lens For CREE XRE LED, Viewing angle : 8°/25°/40°/60°

* Operating temperature range: -25 ~ + 65°C

Part No. : D2 Series

Features

- ▶ **3Watt** Downlight
- ▶ CREE Lighting Class LED Inside
- ▶ Mechanical Lighting with heatsink
- ▶ Secondary Optics Lens For CREE LED,
Viewing angle : 8°/25°/40°/60° or Fish-eye lens



D2-C3X-FE

Dimensions

65mm (D) x 30.1mm (T)



55mm

Order Code Description

Part No.	Color(Typ.)	LED	LM(Typ.)	Secondary Optics Lens
D2-C3WE-08	White(6000K)	3Watt*1	170	With Lens 8°
D2-C3WE-25	White(6000K)	3Watt*1	170	With Lens 25°
D2-C3WE-40	White(6000K)	3Watt*1	170	With Lens 40°
D2-C3WE-60	White(6000K)	3Watt*1	170	With Lens 60°
D2-C3WE-FE	White(6000K)	3Watt*1	170	Fish-eye Lens
D2-C3SE-08	Warm White(3000K)	3Watt*1	120	With Lens 8°
D2-C3SE-25	Warm White(3000K)	3Watt*1	120	With Lens 25°
D2-C3SE-40	Warm White(3000K)	3Watt*1	120	With Lens 40°
D2-C3SE-60	Warm White(3000K)	3Watt*1	120	With Lens 60°
D2-C3SE-FE	Warm White(3000K)	3Watt*1	120	Fish-eye Lens


* Secondary Optics Lens For CREE XRE LED, Viewing angle : 8°/25°/40°/60° Fish-eye Lens

* Operating temperature range: -25 ~ + 65°C

Part No. : D3 Series

Features

- ▶ **3Watt** Downlight
- ▶ CREE Lighting Class LED Inside
- ▶ Mechanical Lighting with heatsink
- ▶ Secondary Optics : Fish-eye Lens
- ▶ Light spot adjustable with adjusting the distance between lens and LED



Dimensions

88mm (D) x 43mm (T)



75mm

Order Code Description

Part No.	Color(Typ.)	LED	LM(Typ.)	Secondary Optics Lens
D3-C3WE-FE	White(6000K)	3Watt*1	170	Fish-eye Lens
D3-C3SE-FE	Warm White(3000K)	3Watt*1	120	Fish-eye Lens

* Secondary Optics Lens For CREE XRE LED, Fish-eye Lens

* Operating temperature range: -25 ~ + 65°C

Part No. : D4 Series

Features

- ▶ **9Watt** Downlight
- ▶ CREE Lighting Class LED Inside
- ▶ Mechanical Lighting with heatsink
- ▶ Diffused Lens / Water clear Lens(optional)
- ▶ Secondary Optics Lens For CREE LED,
Viewing angle : 25°/40°/60°/Diffused



Dimensions

121mm (D) x 57mm (T)



101mm

Order Code Description

Part No.	Color(Typ.)	LED	LED LM(Typ.)	Lens
D4-C3WE-3D	White(6000K)	3Watt*3	510	Diffused
D4-C3WE-3C25	White(6000K)	3Watt*3	510	Water Clear(deg25)
D4-C3WE-3C40	White(6000K)	3Watt*3	510	Water Clear(deg40)
D4-C3WE-3C60	White(6000K)	3Watt*3	510	Water Clear(deg60)
D4-C3SE-3D	Warm White(3000K)	3Watt*3	360	Diffused
D4-C3SE-3C25	Warm White(3000K)	3Watt*3	360	Water Clear(deg25)
D4-C3SE-3C40	Warm White(3000K)	3Watt*3	360	Water Clear(deg40)
D4-C3SE-3C60	Warm White(3000K)	3Watt*3	360	Water Clear(deg60)

* Operating temperature range: -25 ~ + 65°C

Part No. : D5 Series

Features

- ▶ **9Watt** Downlight
- ▶ CREE Lighting Class LED Inside
- ▶ Mechanical Lighting with heatsink
- ▶ Mechanical Lighting Viewing angle adjustable
- ▶ Pan: 180°
- ▶ Tilt: 60°
- ▶ Secondary Optics Lens For CREE LED,
Viewing angle : 25°/40°/60°/Diffused



Dimensions

145mm (D) x 57mm (T)



126mm

Order Code Description

Part No.	Color(Typ.)	LED	LED LM(Typ.)	Lens
D5-C3WE-3D	White(6000K)	3Watt*3	510	Diffused
D5-C3WE-3C25	White(6000K)	3Watt*3	510	Water Clear(deg25)
D5-C3WE-3C40	White(6000K)	3Watt*3	510	Water Clear(deg40)
D5-C3WE-3C60	White(6000K)	3Watt*3	510	Water Clear(deg60)
D5-C3SE-3D	Warm White(3000K)	3Watt*3	360	Diffused
D5-C3SE-3C25	Warm White(3000K)	3Watt*3	360	Water Clear(deg25)
D5-C3SE-3C40	Warm White(3000K)	3Watt*3	360	Water Clear(deg40)
D5-C3SE-3C60	Warm White(3000K)	3Watt*3	360	Water Clear(deg60)

* Operating temperature range: -25 ~ + 65°C

Part No. : D6 Series

Features

- ▶ **18Watt** Downlight
- ▶ CREE Lighting Class LED Inside
- ▶ Mechanical Lighting with heatsink
- ▶ Secondary Optics Lens For CREE LED,
Viewing angle : 80°



Dimensions

179mm (D) x 98mm (T)



160mm

Order Code Description

Part No.	Color(Typ.)	LED	LED LM(Typ.)	Lens
D6-C3WE-6D80	White(6000K)	3Watt*6	1020	Diffused(80deg)
D6-C3SE-6D80	Warm White(3000K)	3Watt*6	720	Diffused(80deg)

* Operating temperature range: -25 ~ + 60°C

Part No. : D7 Series

Features

- ▶ **9Watt** Downlight
- ▶ CREE Lighting Class LED Inside
- ▶ Reflected Glare Glass Shape
- ▶ Mechanical Lighting with heatsink
- ▶ Secondary Optics Lens For CREE LED,
Viewing angle : 60°



Dimensions

112mm (D) x 110mm (T)



100mm

Order Code Description

Part No.	Color(Typ.)	LED	LED LM(Typ.)	Lens
D7-C3WE-3D60	White(6000K)	3Watt*3	510	Diffused(deg60)
D7-C3SE-3D60	Warm White(3000K)	3Watt*3	360	Diffused(deg60)

* Operating temperature range: -25 ~ + 60°C

Part No. : D8 Series

Features

- ▶ **9Watt** Downlight
- ▶ CREE Lighting Class LED Inside
- ▶ Mechanical Lighting with heatsink
- ▶ Secondary Optics Lens For CREE LED,
Viewing angle : 60°



Dimensions

112mm (D) x 110mm (T)



100mm

Order Code Description

Part No.	Color(Typ.)	LED	LED LM(Typ.)	Lens
D8-C3WE-3D60	White(6000K)	3Watt*3	510	Diffused(deg60)
D8-C3SE-3D60	Warm White(3000K)	3Watt*3	360	Diffused(deg60)

* Operating temperature range: -25 ~ + 60°C

Part No. : D9 Series

Features

- ▶ **9Watt** Downlight
- ▶ CREE Lighting Class LED Inside
- ▶ Mechanical Lighting Viewing angle adjustable
- ▶ Mechanical Lighting with heatsink
- ▶ Secondary Optics Lens For CREE LED,
Viewing angle : 25%40%60%Diffused



Dimensions

95mm (D) x 78mm (T)



80mm

Order Code Description

Part No.	Color(Typ.)	LED	LED LM(Typ.)	Lens
D9-C3WE-3C25	White(6000K)	3Watt*3	510	Water Clear(deg25)
D9-C3WE-3C40	White(6000K)	3Watt*3	510	Water Clear(deg40)
D9-C3WE-3C60	White(6000K)	3Watt*3	510	Water Clear(deg60)
D9-C3SE-3C25	Warm White(3000K)	3Watt*3	360	Water Clear(deg25)
D9-C3SE-3C40	Warm White(3000K)	3Watt*3	360	Water Clear(deg40)
D9-C3SE-3C60	Warm White(3000K)	3Watt*3	360	Water Clear(deg60)

* Operating temperature range: -25 ~ + 60°C

Suitable Constant Current Driver




HPD017B SERIES




HPD008B SERIES



HPD012B SERIES



HPD004B-RGB



HPD005B SERIES



HPD006B SERIES

